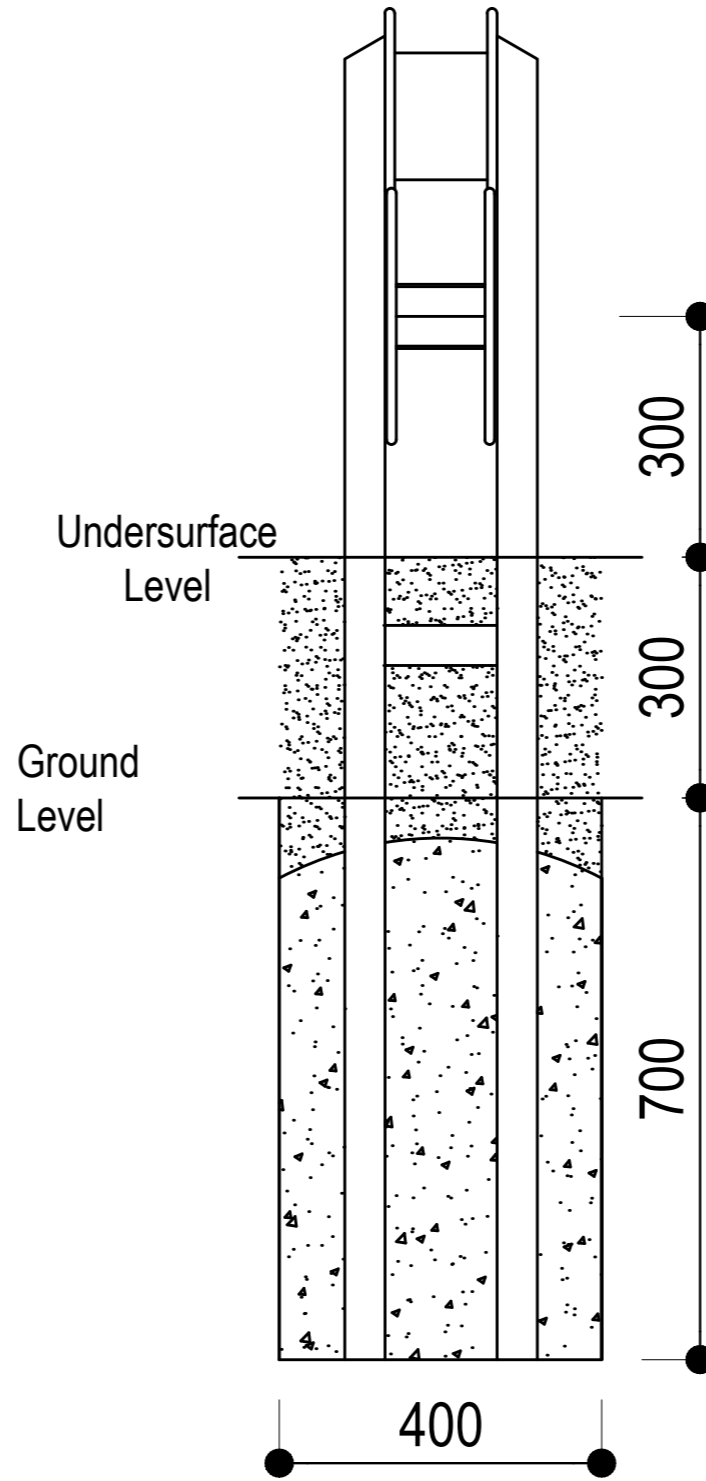
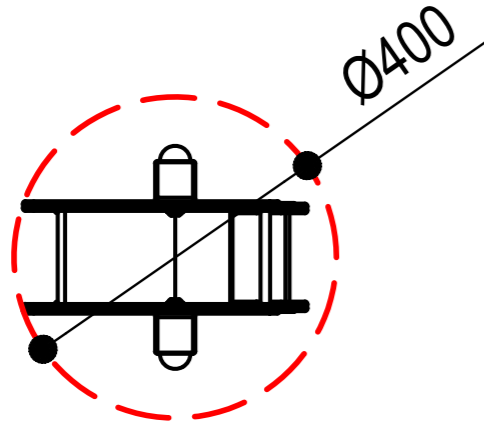


# Small Sand Table

Installation



### Footings quantities and depths From ground level

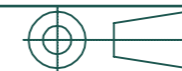
Item	Qty	Hole Diameter	Hole Depth
Post	1	300mm	600mm

**Note:**

This product is designed for 300mm softfall. Check the proposed on site softfall depth. If it is not 300mm please adjust depths of post holes accordingly, to achieve correct overall subsurface depth. This will maintain correct height of equipment above undersurface level.

## Small Sand Table

SEDI REM QUID MA CONSEQUAE DOLUPTAT QUATIUN DELITATIONET EXCERA NIHILIQUIS AD QUISTIS EATUR, NON REHENIS EATIONSECAE  
NON NAM QUI VERE DENDAE AUT ID EOSAM ETUR SIMAGNIET, ILIT AUT AUT ET PORI CUM QUAS RE, EATUR?  
CAEPROVID UT HICIUR SIT UT DOLOREM VOLOR SIT QUI TEMPEL MA CONSEQUI OD ET AUT UT LIA IUS DOLESEQUE CUS MOLORROVIT



Rev#	DATE	PR#
-	-	-

Playbook ID <b>PN540</b>	DWG No. <b>01</b>	SCALE <b>NTS</b>	ISSUE <b>A</b>	DRAWN BY <b>LC</b>	DATE <b>01-03-2023</b>	
Job No.	Job Name	Planned by	Plan date	QTY	MADE BY	DATE

**natura**  
Australian nature playgrounds